



# 2010 Alex Strachan Cup - Friday 26.02.2010 - Foundation, NAC National Development, FIG National Development

	Judging Panel A										Judging Panel B												
	Difficulty Judges					Chair					Difficulty Judges					Chair							
	Judge 9		Martine Griffiths			Judge 9			Nigel Saunders			Judge 9					Judge 9						
	Judge 10		Sara Shotton			Judge 10						Judge 10					Judge 10						
	Artistic Panel					Execution Panel					Artistic Panel					Execution Panel							
	Judge 1		Robert Cepulis			Judge 5			Holly Lowe			Judge 1					Judge 5						
Judge 2		Barbara Jones			Judge 6			Rachel Burton			Judge 2					Judge 6							
Judge 3		Karen Massjuk			Judge 7			Su Killeen			Judge 3					Judge 7							
Judge 4		Kate Shepherd			Judge 8			Chris Simmons			Judge 4					Judge 8							
Time					Superior Jury					Time					Superior Jury								
Line		Sam Fisher			Jacqueline Murphy			Natalia Iliencko-Jarvis			Line					Line							
Line		Martin Lunn			Line						Line					Line							
Line		Colette Hayes			Line						Line					Line							

Entrant					Artistic Judges					Execution Judges					Difficulty Judges			Deductions				Result		
No.	Name	Cat	Age Cat.	Club	Panel	1	2	3	4	Art. score	5	6	7	8	Exe. score	9	10	Diff. score	Diff. ded.	Diff. ded. score	Line ded.	Chair ded.	Final Score	Pos.
2	Jessica Denscombe	FND	FND-IF	Aero-Gym	A	6.3	5.7	6.3	5.3	5.900	7.2	7.4	7.5	7.0	7.300	1.3	1.3	0.650	0.00	0.00	0.0	0.0	13.850	1
3	Umbra Sohal	FND	FND-IF	Heathrow Aerobics Gymnastics Club	A	5.5	5.3	5.2	5.6	5.400	7.5	7.7	7.5	7.7	7.600	1.3	1.3	0.650	0.00	0.00	0.0	0.0	13.650	2
7	Narissa Alves	FND	FND-IF	Heathrow Aerobics Gymnastics Club	A	5.0	5.2	5.2	5.7	5.200	6.2	6.9	6.4	6.3	6.350	1.2	1.2	0.600	0.00	0.00	0.0	0.0	12.150	3
5	Mia Griffiths	FND	FND-IF	Aero-Gym	A	5.2	5.2	5.6	4.9	5.200	6.2	6.3	6.3	6.3	6.300	1.3	1.3	0.650	0.00	0.00	0.0	0.0	12.150	4
1	Keara Stone	FND	FND-IF	Goshawks Gymnastics Club	A	4.5	4.3	4.5	4.3	4.400	6.1	6.1	6.3	6.4	6.200	1.3	1.3	0.650	0.00	0.00	0.0	0.0	11.250	5
8	Lucy Notman	FND	FND-IF	Heathrow Aerobics Gymnastics Club	A	6.4	5.3	4.8	5.0	5.150	6.0	6.3	6.2	6.0	6.100	1.0	1.0	0.500	0.50	-0.50	0.0	0.0	11.250	6
6	Lydia Browne	FND	FND-IF	Southport Aerobic Gymnastics Club	A	4.0	5.4	4.9	4.3	4.600	6.5	6.8	6.7	6.1	6.600	1.0	1.0	0.500	0.50	-0.50	0.0	0.0	11.200	7
4	Tia Champken-Poole	FND	FND-IF	Goshawks Gymnastics Club																				

9	Jazmine Kirkpatrick / Lauren Thompson / Samantha Gerken	FND	FND-Trio	Bulmershe Gymnastics Club	A	5.4	5.6	5.2	6.2	5.500	5.8	7.0	6.6	6.6	6.600	0.9	0.9	0.474	0.50	-0.50	0.0	0.0	12.074	1
10	Emily Bell / Mollie Meecham / Charlye Grant	FND	FND-Trio	Suki Aerobic Gymnastics Club	A	4.7	5.3	4.3	4.7	4.700	5.7	6.3	6.1	6.0	6.050	0.8	0.8	0.421	0.00	0.00	0.0	-0.5	10.671	2

13	Ceri Payne	NAC	Nat Dev-IF	Martine's Action Pack	A	6.8	6.6	6.4	6.6	6.600	6.9	7.5	7.9	7.4	7.450	1.8	1.8	0.900	0.00	0.00	0.0	0.0	14.950	1
14	Jodie Forster	NAC	Nat Dev-IF	Heathrow Aerobics Gymnastics Club	A	6.3	5.9	6.1	6.5	6.200	6.9	7.2	7.1	6.6	7.000	1.5	1.5	0.750	0.00	0.00	0.0	0.0	13.950	2
17	Maisie Elliott	NAC	Nat Dev-IF	Suki Aerobic Gymnastics Club	A	6.0	6.1	6.0	6.2	6.050	6.7	7.1	7.1	6.8	6.950	1.5	1.5	0.750	0.00	0.00	0.0	0.0	13.750	3
16	Lily Jeffery	NAC	Nat Dev-IF	Weston Aerobic Gymnastics Club	A	5.7	6.0	6.1	6.5	6.050	7.0	7.2	7.3	7.0	7.100	1.5	1.5	0.750	0.50	-0.50	0.0	0.0	13.400	4
15	Sharna Grant	NAC	Nat Dev-IF	Suki Aerobic Gymnastics Club	A	5.9	5.6	6.2	6.7	6.050	6.6	6.8	6.7	6.5	6.650	1.4	1.4	0.700	0.00	0.00	0.0	0.0	13.400	5
12	Katie Holder	NAC	Nat Dev-IF	Suki Aerobic Gymnastics Club	A	5.6	5.6	5.7	5.7	5.650	6.5	7.2	6.7	6.5	6.600	1.4	1.4	0.700	0.00	0.00	0.0	0.0	12.950	6
19	Skye Lau	NAC	Nat Dev-IF	Bulmershe Gymnastics Club	A	4.2	5.7	5.1	5.4	5.250	6.2	7.3	6.6	6.5	6.550	1.6	1.6	0.800	0.00	0.00	0.0	0.0	12.600	7
11	Molly Glinn	NAC	Nat Dev-IF	Southport Aerobic Gymnastics Club	A	4.3	5.4	4.6	4.6	4.600	6.2	7.1	6.4	6.2	6.300	1.6	1.6	0.800	0.00	0.00	0.0	0.0	11.700	8
18	Ronni Boyle	NAC	Nat Dev-IF	Heathrow Aerobics Gymnastics Club	A	4.7	5.6	4.7	4.9	4.800	6.2	7.0	6.4	6.2	6.300	1.0	1.0	0.500	0.00	0.00	0.0	0.0	11.600	9



20	Katy Tossell / Katy Day / Lara Hunt	NAC	Nat Dev-Trio	Weston Aerobic Gymnastics Club	A	5.2	5.5	5.4	5.5	5.450	6.1	7.1	6.8	6.9	6.850	1.2	1.2	0.632	0.50	-0.50	0.0	0.0	12.432	1
----	-------------------------------------	-----	--------------	--------------------------------	---	-----	-----	-----	-----	-------	-----	-----	-----	-----	-------	-----	-----	-------	------	-------	-----	-----	--------	---

22	Marvin Gordon	FIG	Nat Dev-IM	Bulmershe Gymnastics Club	A	5.7	6.3	6.6	6.2	6.250	7.2	7.2	7.9	7.2	7.200	0.8	0.8	0.400	0.00	0.00	0.0	0.0	13.850	1
21	Rhys Williams	FIG	Nat Dev-IM	Weston Aerobic Gymnastics Club	A	5.4	6.1	6.6	5.8	5.950	7.1	7.3	7.2	7.0	7.150	1.0	1.0	0.500	0.00	0.00	0.0	0.0	13.600	2
23	Curtis Stacey	FIG	Nat Dev-IM	Goshawks Gymnastics Club	A	4.7	5.5	4.9	5.0	4.950	6.0	6.4	5.9	6.9	6.200	1.0	1.0	0.500	1.00	-1.00	0.0	0.0	10.650	3

31	Phoebe Cheung	FIG	Nat Dev-IF	Aero-Gym	A	7.5	7.0	7.0	7.0	7.000	7.6	7.7	7.8	7.6	7.650	1.2	1.2	0.600	0.00	0.00	0.0	0.0	15.250	1
28	Georgia Davies	FIG	Nat Dev-IF	Martine's Action Pack	A	7.0	7.1	6.8	6.7	6.900	7.5	7.5	7.3	7.0	7.400	1.5	1.5	0.750	0.00	0.00	0.0	0.0	15.050	2
47	Katie Boyce	FIG	Nat Dev-IF	Bulmershe Gymnastics Club	A	6.7	6.6	6.3	7.1	6.650	7.4	7.5	7.8	7.5	7.500	1.6	1.6	0.800	0.00	0.00	0.0	0.0	14.950	3
33	Danielle Thompson	FIG	Nat Dev-IF	Bulmershe Gymnastics Club	A	6.9	6.9	6.7	6.7	6.800	7.3	7.5	7.0	7.4	7.350	1.2	1.2	0.600	0.00	0.00	0.0	0.0	14.750	4
37	Jasmine Potter	FIG	Nat Dev-IF	Bulmershe Gymnastics Club	A	6.7	7.0	6.5	6.4	6.600	7.3	7.5	7.4	7.3	7.350	1.6	1.6	0.800	0.00	0.00	0.0	0.0	14.750	5
24	Ellie Butcher	FIG	Nat Dev-IF	Aero-Gym	A	5.6	6.5	6.5	6.5	6.500	7.5	7.8	7.4	7.3	7.450	1.5	1.5	0.750	0.00	0.00	0.0	0.0	14.700	6

29	Cerys Mellor	FIG	Nat Dev-IF	Southport Aerobic Gymnastics Club	A	6.6	6.8	7.0	6.7	6.750	7.1	7.4	6.7	7.2	7.150	1.6	1.6	0.800	0.00	0.00	0.0	0.0	14.700	7
32	Olivia Goves	FIG	Nat Dev-IF	Bulmershe Gymnastics Club	A	6.6	6.9	6.8	6.6	6.700	7.5	7.6	6.9	7.2	7.350	1.2	1.2	0.600	0.00	0.00	0.0	0.0	14.650	8
27	Ruby Youds	FIG	Nat Dev-IF	Weston Aerobic Gymnastics Club	A	6.7	6.8	6.7	6.5	6.700	7.3	7.4	6.6	6.9	7.100	1.6	1.6	0.800	0.00	0.00	0.0	0.0	14.600	9
35	Lauren Denscombe	FIG	Nat Dev-IF	Aero-Gym	A	6.5	7.0	6.0	6.5	6.500	7.4	7.6	6.8	7.0	7.200	1.5	1.5	0.750	0.00	0.00	0.0	0.0	14.450	10
36	Phoebe Moran	FIG	Nat Dev-IF	Suki Aerobic Gymnastics Club	A	6.5	6.8	6.0	6.4	6.450	7.6	7.3	7.2	7.0	7.250	1.2	1.2	0.600	0.00	0.00	0.0	0.0	14.300	11
39	Sophie Stone	FIG	Nat Dev-IF	Bulmershe Gymnastics Club	A	6.5	6.8	6.3	6.8	6.650	7.7	7.4	7.3	7.4	7.400	1.2	1.2	0.600	0.50	-0.50	0.0	0.0	14.150	12
26	Renee Augier	FIG	Nat Dev-IF	Bulmershe Gymnastics Club	A	6.4	6.2	6.2	6.2	6.200	7.3	7.5	6.8	7.5	7.400	1.1	1.1	0.550	0.00	0.00	0.0	0.0	14.150	13
25	Olivia Gooding	FIG	Nat Dev-IF	Heathrow Aerobics Gymnastics Club	A	6.7	6.3	6.2	7.1	6.500	7.2	7.4	6.7	6.6	6.950	0.7	0.7	0.350	0.00	0.00	0.0	0.0	13.800	14
42	Kate Donnelly	FIG	Nat Dev-IF	Bulmershe Gymnastics Club	A	6.5	6.4	5.7	6.2	6.300	7.1	7.4	6.7	6.6	6.900	1.1	1.1	0.550	0.00	0.00	0.0	0.0	13.750	15
43	Emily Frost	FIG	Nat Dev-IF	Heathrow Aerobics Gymnastics Club	A	6.9	6.6	6.2	6.4	6.500	7.2	7.2	7.2	7.4	7.200	1.0	1.0	0.500	0.50	-0.50	0.0	0.0	13.700	16
44	Skye Shotton	FIG	Nat Dev-IF	Southport Aerobic Gymnastics Club	A	6.0	7.1	6.7	6.2	6.450	7.3	7.2	6.7	6.9	7.050	0.8	0.8	0.400	0.50	-0.50	0.0	0.0	13.400	17
45	Rose Kelly	FIG	Nat Dev-IF	Heathrow Aerobics Gymnastics Club	A	6.0	6.9	5.8	6.4	6.200	7.1	7.0	6.5	7.0	7.000	1.0	1.0	0.500	0.50	-0.50	0.0	0.0	13.200	18
40	Sian Bennett	FIG	Nat Dev-IF	Goshawks Gymnastics Club	A	6.0	6.6	5.8	5.7	5.900	6.6	6.4	6.1	6.9	6.500	1.2	1.2	0.600	0.00	0.00	0.0	0.0	13.000	19
38	Carys Penny	FIG	Nat Dev-IF	Aero-Gym	A	6.5	6.7	6.0	6.2	6.350	7.3	7.2	6.8	6.5	7.000	1.1	1.1	0.550	1.00	-1.00	0.0	0.0	12.900	20
41	Sorrel Smith-Petersen	FIG	Nat Dev-IF	Starlight	A	6.0	6.5	5.9	5.8	5.950	7.0	6.8	6.6	6.7	6.750	0.8	0.8	0.400	0.50	-0.50	0.0	0.0	12.600	21
46	Charlotte Benton	FIG	Nat Dev-IF	Waterside Gymnastics Club	A	5.4	6.3	5.7	5.3	5.550	7.0	6.9	6.7	6.6	6.800	0.9	0.9	0.450	0.50	-0.50	0.0	0.0	12.300	22
34	Sian Forshaw	FIG	Nat Dev-IF	Goshawks Gymnastics Club	A	5.5	6.1	5.6	4.9	5.550	6.8	6.6	6.3	7.0	6.700	0.8	0.8	0.400	0.50	-0.50	0.0	0.0	12.150	23
30	Megan Daniel	FIG	Nat Dev-IF	Waterside Gymnastics Club																				
48	Rhys Williams / Keira Landen	FIG	Nat Dev-Pair	Weston Aerobic Gymnastics Club	A	6.0	6.5	6.3	6.5	6.400	7.1	7.2	7.0	7.0	7.050	1.1	1.1	0.550	0.50	-0.50	0.0	0.0	13.500	1
51	Phoebe Cheung / Lauren Denscombe / Ellie Butcher	FIG	Nat Dev-Trio	Aero-Gym	A	6.9	7.0	7.1	6.9	6.950	7.7	7.4	7.4	7.6	7.500	1.5	1.5	0.789	0.00	0.00	-0.1	0.0	15.139	1
49	Sophie Stone / Renee Augier / Kate Donnelly	FIG	Nat Dev-Trio	Bulmershe Gymnastics Club	A	6.3	6.9	6.2	6.5	6.400	7.4	7.4	7.5	7.3	7.400	1.3	1.3	0.684	0.00	0.00	0.0	0.0	14.484	2
50	Emily Frost / Olivia Gooding / Rose Kelly	FIG	Nat Dev-Trio	Heathrow Aerobics Gymnastics Club	A	6.5	6.8	6.6	6.7	6.650	7.6	7.2	6.8	7.0	7.100	1.2	1.2	0.632	0.00	0.00	0.0	0.0	14.382	3

## 2010 Alex Strachan Cup - Saturday 27.02.2010 - NAC Group 1, FIG Group 1 IM & IF

		Judging Panel A										Judging Panel B										Result						
		Difficulty Judges					Chair					Difficulty Judges					Chair											
		Judge 9 Judge 10					Chair Martine Griffiths					Judge 9 Judge 10					Chair											
		Artistic Panel Judge 1 Judge 2 Judge 3 Judge 4					Execution Panel Judge 5 Judge 6 Judge 7 Judge 8					Artistic Panel Judge 1 Judge 2 Judge 3 Judge 4					Execution Panel Judge 5 Judge 6 Judge 7 Judge 8											
		Time Line Line					Superior Jury Amy Porter Martin Lunn Kim Maynard					Time Line Line					Superior Jury Jacqueline Murphy Natalia Iliencko-Jarvis Nigel Saunders											
Entrant		Artistic Judges										Execution Judges					Difficulty Judges					Deductions					Result	
No.	Name	Cat	Age Cat.	Club	Panel	1	2	3	4	Art. score	5	6	7	8	Exe. score	9	10	Diff. score	Diff. ded.	Diff. ded. score	Line ded.	Chair ded.	Final Score	Pos.				
67	Amy Watts	NAC	Group 1-IF	Bulmershe Gymnastics Club	A	6.6	6.6	6.6	6.4	6.600	6.8	6.8	6.8	6.8	6.800	2.1	2.1	1.050	0.00	0.00	0.0	0.0	14.450	1				
58	Charlotte Dollery	NAC	Group 1-IF	Bulmershe Gymnastics Club	A	6.0	5.9	6.0	6.7	6.000	7.1	7.0	6.5	6.7	6.850	2.6	2.6	1.300	0.00	0.00	0.0	0.0	14.150	2				
62	Jessica Burton	NAC	Group 1-IF	Martine's Action Pack	A	6.3	6.1	6.5	6.3	6.300	6.5	6.6	7.0	6.2	6.550	2.6	2.6	1.300	0.00	0.00	0.0	0.0	14.150	3				
56	Maddie Mavin	NAC	Group 1-IF	Heathrow Aerobics Gymnastics Club	A	6.4	6.6	6.4	6.6	6.500	6.8	7.0	6.2	6.2	6.550	1.8	1.8	0.900	0.00	0.00	0.0	0.0	13.950	4				
76	Kate Wilson	NAC	Group 1-IF	Bulmershe Gymnastics Club	A	6.2	6.1	6.2	6.3	6.200	6.4	6.3	6.5	6.6	6.450	2.5	2.5	1.250	0.00	0.00	0.0	0.0	13.900	5				
52	Abbie Davies	NAC	Group 1-IF	Aero-Gym	A	6.2	6.0	5.8	6.2	6.100	6.6	6.5	6.4	6.7	6.550	2.2	2.2	1.100	0.00	0.00	0.0	0.0	13.750	6				
77	Dani Lintern	NAC	Group 1-IF	Weston Aerobic Gymnastics Club	A	5.8	5.9	5.9	6.0	5.900	6.5	6.3	6.6	6.7	6.550	2.4	2.4	1.200	0.00	0.00	0.0	0.0	13.650	7				
79	Tayla Benson	NAC	Group 1-IF	Bulmershe Gymnastics Club	A	5.8	6.0	5.7	5.9	5.850	6.4	6.5	6.5	6.4	6.450	2.2	2.2	1.100	0.00	0.00	0.0	0.0	13.400	8				
80	Morgan Ware	NAC	Group 1-IF	Starlight	A	6.0	6.0	5.8	6.2	6.000	5.9	6.0	6.0	6.5	6.000	2.6	2.6	1.300	0.00	0.00	0.0	0.0	13.300	9				
72	Celine Payne	NAC	Group 1-IF	Bulmershe Gymnastics Club	A	5.3	5.6	5.6	5.6	5.600	6.7	6.2	6.4	6.6	6.500	2.1	2.1	1.050	0.00	0.00	0.0	0.0	13.150	10				
61	Megan Davis	NAC	Group 1-IF	Bulmershe Gymnastics Club	A	5.8	5.9	5.7	6.0	5.850	6.1	6.2	6.8	6.3	6.250	2.0	2.0	1.000	0.00	0.00	0.0	0.0	13.100	11				
53	Amy Lowe	NAC	Group 1-IF	Waterside Gymnastics Club	A	5.8	5.6	6.2	6.0	5.900	6.4	6.3	5.9	6.1	6.200	2.0	2.0	1.000	0.00	0.00	0.0	0.0	13.100	12				
70	Kirsten Hodder	NAC	Group 1-IF	Bulmershe Gymnastics Club	A	5.9	5.9	6.0	6.0	5.950	6.0	6.0	6.5	6.0	6.000	2.3	2.3	1.150	0.00	0.00	0.0	0.0	13.100	13				
75	Sophie Baylis	NAC	Group 1-IF	Bulmershe Gymnastics Club	A	5.9	5.6	6.1	6.1	6.000	6.0	5.8	6.4	6.1	6.050	2.0	2.0	1.000	0.00	0.00	0.0	0.0	13.050	14				
73	Katie Williams	NAC	Group 1-IF	Bulmershe Gymnastics Club	A	5.6	5.7	5.7	6.6	5.700	6.4	6.2	6.2	6.4	6.300	1.8	1.8	0.900	0.00	0.00	0.0	0.0	12.900	15				
64	Erin Buckland	NAC	Group 1-IF	Bulmershe Gymnastics Club	A	6.0	6.0	5.7	6.0	6.000	6.8	6.5	6.5	6.5	6.500	1.6	1.6	0.800	0.50	-0.50	0.0	0.0	12.800	16				
69	Katie Thomas	NAC	Group 1-IF	Southport Aerobic Gymnastics Club	A	5.6	5.2	5.6	5.9	5.600	6.6	5.8	6.3	6.2	6.250	1.9	1.9	0.950	0.00	0.00	0.0	0.0	12.800	17				
63	Victoria Barrell	NAC	Group 1-IF	Suki Aerobic Gymnastics Club	A	5.7	5.6	6.1	6.2	5.900	5.9	6.1	5.8	5.8	5.850	1.7	1.7	0.850	0.00	0.00	0.0	0.0	12.600	18				
60	Emily Dodds	NAC	Group 1-IF	Southport Aerobic Gymnastics Club	A	5.9	6.0	6.1	6.2	6.050	5.7	6.1	5.5	5.7	5.700	1.5	1.5	0.750	0.00	0.00	0.0	0.0	12.500	19				
59	Luca Oliver	NAC	Group 1-IF	Bulmershe Gymnastics Club	A	5.6	5.6	5.8	5.7	5.650	6.0	5.7	6.0	5.8	5.900	1.7	1.7	0.850	0.00	0.00	0.0	0.0	12.400	20				
65	Zoe Lunn	NAC	Group 1-IF	Aero-Gym	A	6.2	5.9	5.5	5.9	5.900	5.8	6.0	6.0	6.0	6.000	1.8	1.8	0.900	0.50	-0.50	0.0	0.0	12.300	21				
54	Laura Black	NAC	Group 1-IF	Bulmershe Gymnastics Club	A	5.6	5.4	5.5	5.5	5.500	5.7	5.7	5.9	6.0	5.800	2.0	2.0	1.000	0.00	0.00	0.0	0.0	12.300	22				
81	Chloe Hartwell	NAC	Group 1-IF	Bulmershe Gymnastics Club	A	5.5	5.5	5.7	6.2	5.600	6.0	5.8	6.2	5.9	5.950	1.3	1.3	0.650	0.50	-0.50	0.0	0.0	11.700	23				
71	Kelly Preston	NAC	Group 1-IF	Waterside Gymnastics Club	A	5.5	5.2	5.6	6.1	5.550	6.1	5.5	5.5	5.3	5.500	1.5	1.5	0.750	0.50	-0.50	0.0	0.0	11.300	24				
74	Amy Thomson	NAC	Group 1-IF	Goshawks Gymnastics Club	A	5.2	5.1	5.3	6.1	5.250	5.5	5.3	5.3	5.9	5.400	1.7	1.7	0.850	0.00	0.00	-0.2	0.0	11.300	25				
78	Darcie Booth	NAC	Group 1-IF	Bulmershe Gymnastics Club	A	5.5	5.3	5.7	5.9	5.600	6.2	5.6	5.9	6.0	5.950	1.3	1.3	0.650	1.00	-1.00	0.0	0.0	11.200	26				
68	Sian Stewart	NAC	Group 1-IF	Hart Gymnastics Club	A	4.5	4.1	4.8	5.0	4.650	5.3	5.4	5.5	5.6	5.450	0.8	0.8	0.400	0.00	0.00	0.0	0.0	10.500	27				
55	Chloe Smith	NAC	Group 1-IF	Hart Gymnastics Club	A	4.3	3.8	5.0	4.8	4.550	5.1	5.3	5.5	5.6	5.400	1.3	1.3	0.650	1.50	-1.50	0.0	0.0	9.100	28				
66	-	-	-	-	-																							
57	-	-	-	-	-																							
84	Cara Short / Bethan Duck	NAC	Group 1-Pair	Weston Aerobic Gymnastics Club	A	5.9	5.7	6.2	6.2	6.050	5.9	6.5	6.3	6.5	6.400	2.3	2.3	1.150	0.00	0.00	0.0	0.0	13.600	1				
83	Amy Thomson / Anna Brown	NAC	Group 1-Pair	Goshawks Gymnastics Club	A	4.9	5.0	5.3	5.7	5.150	5.4	5.9	5.8	6.1	5.850	1.4	1.4	0.700	0.00	0.00	-0.1	0.0	11.600	2				
82	-	-	-	-	-																							
85	Tayla Benson / Kirsten Hodder / Charlotte Dollery	NAC	Group 1-Trio	Bulmershe Gymnastics Club	A	5.9	5.9	6.6	6.5	6.225	6.4	6.7	6.3	6.0	6.350	2.0	2.0	1.050	0.00	0.00	0.0	0.0	13.628	1				
87	Erin Buckland / Amy Watts / Kate Wilson	NAC	Group 1-Trio	Bulmershe Gymnastics Club	A	5.8	5.9	6.3	6.2	6.050	6.5	6.8	6.3	6.4	6.450	1.9	1.9	1.000	0.00	0.00	0.0	0.0	13.500	2				
86	Olivia Barrett / Katherine Forster / Jade Hunt	NAC	Group 1-Trio	Weston Aerobic Gymnastics Club	A	5.5	5.2	5.8	6.1	5.650	6.0	6.4	5.8	5.9	5.950	1.6	1.6	0.842	0.50	-0.50	0.0	0.0	11.942	3				



## 2010 Alex Strachan Cup - Sunday 28.02.2010 - NAC Group 2, FIG Group 1 PR TR GR, FIG Group 2, FIG Senior



Judging Panel A				Judging Panel B			
<b>Difficulty Judges</b>		<b>Chair</b>		<b>Difficulty Judges</b>		<b>Chair</b>	
Judge 9	Nigel Saunders	Gemma Kirkham		Judge 9			
Judge 10	Leanne Markey			Judge 10			
<b>Artistic Panel</b>		<b>Execution Panel</b>		<b>Artistic Panel</b>		<b>Execution Panel</b>	
Judge 1	Robert Cepulis	Judge 5	Sara Shotton	Judge 1		Judge 5	
Judge 2	Holly Lowe	Judge 6	Chris Simmons	Judge 2		Judge 6	
Judge 3	Karen Massjuk	Judge 7	Su Killeen	Judge 3		Judge 7	
Judge 4	Sam Fisher	Judge 8	Kate Shepherd	Judge 4		Judge 8	
<b>Time</b>		<b>Superior Jury</b>		<b>Time</b>		<b>Superior Jury</b>	
Line	Julie Cooper	Natalia Iliencko-Jarvis Jackie Murphy Martine Griffiths		Line			
Line	Martin Lunn			Line			
Line	Moya Dempsey			Line			

Entrant	No.	Name	Cat	Age Cat.	Club	Panel	Artistic Judges					Execution Judges				Difficulty Judges			Deductions				Result	
							1	2	3	4	Art. score	5	6	7	8	Exe. score	9	10	Diff. score	Diff. ded.	Diff. ded. score	Line ded.	Chair ded.	Final Score
128	Jemma Williams	NAC	Group 2-IF	Bulmershe Gymnastics Club	A	6.4	5.9	6.7	6.0	6.200	6.6	6.5	6.8	6.6	6.600	3.4	3.4	1.700	0.00	0.00	0.0	0.0	14.500	1
124	Olivia Parkinson	NAC	Group 2-IF	Southport Aerobic Gymnastics Club	A	5.9	6.4	6.7	5.8	6.150	6.5	6.5	6.6	6.7	6.550	2.8	2.8	1.400	0.00	0.00	0.0	0.0	14.100	2
125	Rebecca Boyce	NAC	Group 2-IF	Aero-Gym	A	5.8	5.5	5.4	6.6	6.650	6.3	6.5	6.5	6.5	6.500	3.0	3.0	1.500	0.00	0.00	0.0	0.0	13.650	3
123	Kay Jean Smith	NAC	Group 2-IF	Unattached	A	5.5	5.7	5.7	5.6	6.650	6.0	6.6	6.2	6.7	6.400	2.9	2.9	1.450	0.00	0.00	0.0	0.0	13.500	4
127	Ceri Thomas	NAC	Group 2-IF	Aero-Gym	A	5.7	5.2	5.5	5.9	6.600	6.2	6.2	6.4	6.3	6.250	3.1	3.1	1.550	0.00	0.00	0.0	0.0	13.400	5
121	Rebecca Wakerley	NAC	Group 2-IF	Bulmershe Gymnastics Club	A	5.8	5.7	5.2	5.4	6.550	6.1	6.4	5.8	6.7	6.250	2.8	2.8	1.400	0.00	0.00	0.0	0.0	13.200	6
126	Olivia Maynard	NAC	Group 2-IF	Waterside Gymnastics Club	A	5.5	6.1	5.0	5.4	6.450	5.9	5.4	5.9	5.8	6.850	2.9	2.9	1.450	0.00	0.00	0.0	0.0	12.750	7
130	Hannah Branwood	NAC	Group 2-IF	Southport Aerobic Gymnastics Club	A	5.3	5.1	4.9	5.1	6.100	6.0	5.6	6.4	6.2	6.100	2.1	2.1	1.050	0.00	0.00	0.0	0.0	12.250	8
122	Colette Hayes	NAC	Group 2-IF	Waterside Gymnastics Club	A	5.2	4.9	4.7	4.8	6.850	5.6	5.8	5.7	5.9	6.750	2.9	2.9	1.450	0.00	0.00	0.0	0.0	12.050	9
129	Hollie Pomford	NAC	Group 2-IF	Southport Aerobic Gymnastics Club	A	5.0	4.5	5.5	5.2	6.100	5.6	5.3	5.7	5.6	6.600	2.6	2.6	1.300	0.00	0.00	0.0	0.0	12.000	10

133	Hannah Branwood / Olivia Parkinson	NAC	Group 2-Pair	Southport Aerobic Gymnastics Club	A	5.4	5.9	5.6	5.5	6.550	6.0	5.4	5.6	5.4	6.500	2.4	2.4	1.200	0.00	0.00	0.0	0.0	12.250	1
131	Ceri Thomas / Rebecca Boyce	NAC	Group 2-Pair	Aero-Gym	A	5.7	5.0	5.1	5.2	6.150	6.0	5.8	6.1	6.1	6.050	2.4	2.4	1.200	0.00	0.00	0.0	-1.0	11.400	2
134	Charlotte Woodhouse / Georgia Daniel	NAC	Group 2-Pair	Waterside Gymnastics Club	A	5.3	4.6	5.4	5.4	6.350	5.4	5.2	5.5	5.6	6.450	1.8	1.8	0.900	0.00	0.00	0.0	-1.0	10.700	3
132	Kay Jean Smith / Lauren Vince	NAC	Group 2-Pair	Unattached	A	5.1	4.9	4.7	5.3	6.000	5.0	5.2	5.0	5.0	6.000	1.8	1.8	0.900	1.00	-1.00	0.0	0.0	9.900	4

135	Kirsty Harvey	NAC	Senior-IF	Weston Aerobic Gymnastics Club	A	5.5	5.8	5.7	5.8	6.750	6.1	5.8	5.7	5.3	6.750	3.4	3.4	1.700	0.00	0.00	0.0	0.0	13.200	1
-----	---------------	-----	-----------	--------------------------------	---	-----	-----	-----	-----	-------	-----	-----	-----	-----	-------	-----	-----	-------	------	------	-----	-----	--------	---

136	Elizabeth Kempton / Rachel Shepherd	NAC	Senior-Pair	Goshawks Gymnastics Club	A	4.0	4.0	4.0	4.0	6.000	5.3	4.7	5.2	5.1	6.150	2.7	2.7	1.350	0.50	-0.50	0.0	0.0	10.000	1
-----	-------------------------------------	-----	-------------	--------------------------	---	-----	-----	-----	-----	-------	-----	-----	-----	-----	-------	-----	-----	-------	------	-------	-----	-----	--------	---

137	Sebastian de Verteuil	FIG	Group 2-IM	Bulmershe Gymnastics Club	A	8.0	8.2	8.6	8.6	8.350	8.0	8.2	8.5	8.0	8.100	5.1	5.1	2.550	0.00	0.00	0.0	0.0	19.000	1
-----	-----------------------	-----	------------	---------------------------	---	-----	-----	-----	-----	-------	-----	-----	-----	-----	-------	-----	-----	-------	------	------	-----	-----	--------	---

145	Chloe Farrance	FIG	Group 2-IF	Bulmershe Gymnastics Club	A	7.7	7.9	8.0	8.0	7.950	7.8	8.3	7.7	7.8	7.800	4.8	4.8	2.400	0.00	0.00	0.0	0.0	18.150	1
144	Bethany Waddington	FIG	Group 2-IF	Bulmershe Gymnastics Club	A	6.8	7.7	7.8	7.3	7.500	7.1	7.5	7.0	7.0	7.050	5.0	5.0	2.500	0.00	0.00	0.0	0.0	17.050	2

148	Hannah Owen	FIG	Group 2-IF	Bulmershe Gymnastics Club	A	7.3	7.5	7.6	6.9	7.400	6.9	7.1	7.3	7.3	7.200	4.3	4.3	2.150	0.00	0.00	0.0	0.0	16.750	3
143	Kayleigh Silva	FIG	Group 2-IF	Martine's Action Pack	A	7.4	7.1	8.3	7.7	7.550	7.5	7.5	7.4	7.4	7.450	3.4	3.4	1.700	0.00	0.00	0.0	0.0	16.700	4
152	Isadora Wainwright	FIG	Group 2-IF	Heathrow Aerobics Gymnastics Club	A	7.2	7.6	7.3	7.0	7.250	7.3	7.3	7.4	7.4	7.350	4.2	4.2	2.100	0.00	0.00	0.0	0.0	16.700	5
155	Katy Longden	FIG	Group 2-IF	Southport Aerobic Gymnastics Club	A	7.3	7.8	7.1	6.6	7.200	7.5	7.3	7.0	7.2	7.250	4.5	4.5	2.250	0.00	0.00	0.0	0.0	16.700	6
156	Rosie Stevens	FIG	Group 2-IF	Bulmershe Gymnastics Club	A	7.0	7.6	6.8	6.8	6.900	7.3	7.3	7.4	7.3	7.300	4.2	4.2	2.100	0.00	0.00	0.0	0.0	16.300	7
153	Crystal Jones	FIG	Group 2-IF	Martine's Action Pack	A	7.3	7.2	6.9	7.2	7.200	6.6	7.3	7.1	7.7	7.200	3.3	3.3	1.650	0.00	0.00	0.0	0.0	16.050	8
138	Jade Williamson	FIG	Group 2-IF	Heathrow Aerobics Gymnastics Club	A	6.7	7.0	7.0	7.0	7.000	6.8	7.0	7.0	7.2	7.000	4.0	4.0	2.000	0.00	0.00	0.0	0.0	16.000	9
147	Rachael Briscoe	FIG	Group 2-IF	Southport Aerobic Gymnastics Club	A	6.5	6.9	6.7	6.8	6.750	6.8	6.8	6.9	6.8	6.800	4.6	4.6	2.300	0.00	0.00	0.0	0.0	15.850	10
151	Venetia Wainwright	FIG	Group 2-IF	Heathrow Aerobics Gymnastics Club	A	7.3	7.1	6.6	6.8	6.950	6.5	6.6	7.1	7.1	6.850	3.9	3.9	1.950	0.00	0.00	0.0	0.0	15.750	11
154	Olivia Farrance	FIG	Group 2-IF	Bulmershe Gymnastics Club	A	6.8	6.5	6.7	6.5	6.600	7.0	7.1	7.3	7.3	7.200	3.2	3.2	1.600	0.00	0.00	0.0	0.0	15.400	12
141	Keimoy St Hill	FIG	Group 2-IF	Southport Aerobic Gymnastics Club	A	6.8	7.0	6.3	6.6	6.700	6.5	6.8	7.0	6.8	6.800	3.4	3.4	1.700	0.00	0.00	0.0	0.0	15.200	13
149	Zanna Woods	FIG	Group 2-IF	Unattached	A	6.1	6.8	6.2	6.0	6.150	6.5	6.7	6.8	7.0	6.750	3.5	3.5	1.750	0.00	0.00	0.0	0.0	14.650	14
140	Charlotte Yarwood	FIG	Group 2-IF	Southport Aerobic Gymnastics Club	A	6.3	6.7	6.1	6.9	6.500	6.8	6.2	6.6	6.5	6.550	3.1	3.1	1.550	0.00	0.00	0.0	0.0	14.600	15
139	Eva Newton	FIG	Group 2-IF	Starlight	A	5.8	6.0	6.6	6.5	6.250	6.5	6.8	6.5	6.4	6.500	3.5	3.5	1.750	0.00	0.00	0.0	0.0	14.500	16
142	-	-	-	-																				
146	-	-	-	-																				
150	-	-	-	-																				

157	Jaime Carter	FIG	Senior-IM	Bulmershe Gymnastics Club	A	0.0	0.0	0.0	0.0	0.000	0.0	0.0	0.0	0.0	0.000	0.0	0.0	0.000	0.00	0.00	0.0	0.0	0.000	1
-----	--------------	-----	-----------	---------------------------	---	-----	-----	-----	-----	-------	-----	-----	-----	-----	-------	-----	-----	-------	------	------	-----	-----	-------	---

162	Chrystal Hayselden	FIG	Senior-IF	Bulmershe Gymnastics Club	A	8.0	8.1	8.6	8.0	8.050	7.8	7.9	7.8	7.7	7.800	5.8	5.8	2.900	0.00	0.00	0.0	0.0	18.750	1
165	Bethany Martin	FIG	Senior-IF	Bulmershe Gymnastics Club	A	7.6	7.8	7.9	7.4	7.700	7.6	7.5	7.2	7.4	7.450	5.0	5.0	2.500	0.00	0.00	0.0	0.0	17.650	2
160	Ellie Spooner	FIG	Senior-IF	Bulmershe Gymnastics Club	A	7.5	7.6	8.4	7.7	7.650	7.0	7.2	7.3	7.4	7.250	5.5	5.5	2.750	0.00	0.00	0.0	0.0	17.650	3
164	Stephanie Fois	FIG	Senior-IF	Heathrow Aerobics Gymnastics Club	A	7.4	7.5	7.5	7.6	7.500	7.2	7.9	6.8	7.0	7.100	5.2	5.2	2.600	0.00	0.00	0.0	0.0	17.200	4
167	Amy Woods	FIG	Senior-IF	Unattached	A	7.4	7.6	7.4	7.0	7.400	7.0	7.0	7.0	6.9	7.000	4.8	4.8	2.400	0.00	0.00	0.0	0.0	16.800	5
163	Sian Hill	FIG	Senior-IF	Heathrow Aerobics Gymnastics Club	A	6.9	7.4	7.6	7.5	7.450	6.8	7.0	6.9	6.7	6.850	4.2	4.2	2.100	0.00	0.00	0.0	0.0	16.400	6
168	Rosie Webster	FIG	Senior-IF	Heathrow Aerobics Gymnastics Club	A	7.4	7.1	7.1	7.8	7.250	6.8	7.0	6.9	6.8	6.850	4.2	4.2	2.100	0.00	0.00	0.0	0.0	16.200	7
166	Natalie Porter	FIG	Senior-IF	Suki Aerobic Gymnastics Club	A	7.2	7.3	6.6	7.7	7.250	7.4	7.2	6.8	6.9	7.050	3.4	3.4	1.700	0.00	0.00	0.0	0.0	16.000	8
161	Katrina Rose	FIG	Senior-IF	Weston Aerobic Gymnastics Club	A	6.8	7.3	7.4	7.2	7.250	6.8	7.1	7.1	7.0	7.050	3.1	3.1	1.550	0.50	-0.50	0.0	0.0	15.350	9
159	-	-	-	-																				
158	-	-	-	-																				

169	Jessica Kirkpatrick / Alyson Gale	FIG	Group 1-Pair	Bulmershe Gymnastics Club	A	6.8	6.5	6.6	6.9	6.700	7.3	6.7	6.7	7.0	6.850	2.8	2.8	1.400	0.00	0.00	0.0	0.0	14.950	1
170	Matthew Saunders / Abi Butterfield	FIG	Group 1-Pair	Weston Aerobic Gymnastics Club	A	6.4	6.4	6.4	6.7	6.400	7.0	6.9	7.3	6.9	6.950	2.3	2.3	1.150	0.00	0.00	0.0	0.0	14.500	2

171	Sebastian de Verteuil / Chloe Farrance	FIG	Group 2-Pair	Bulmershe Gymnastics Club	A	8.2	8.1	8.2	8.1	8.150	7.2	7.5	7.2	6.7	7.200	4.5	4.5	2.250	0.50	-0.50	0.0	0.0	17.100	1
-----	--	-----	--------------	---------------------------	---	-----	-----	-----	-----	-------	-----	-----	-----	-----	-------	-----	-----	-------	------	-------	-----	-----	--------	---

172	Bethany Martin / Jaime Carter	FIG	Senior-Pair	Bulmershe Gymnastics Club	A	7.2	7.7	7.1	7.0	7.150	7.0	7.8	7.0	7.0	7.000	4.2	4.2	2.100	0.00	0.00	0.0	0.0	16.250	1
-----	-------------------------------	-----	-------------	---------------------------	---	-----	-----	-----	-----	-------	-----	-----	-----	-----	-------	-----	-----	-------	------	------	-----	-----	--------	---

<b>179</b>	Ella Augier / Emily Boyce / Stella Vinet	FIG	Group 1-Trio	Bulmershe Gymnastics Club	A	8.0	8.0	7.5	7.8	<b>7.900</b>	7.5	7.7	7.6	7.6	<b>7.600</b>	2.9	2.9	<b>1.526</b>	0.00	0.00	0.0	0.0	<b>17.026</b>	<b>1</b>
<b>176</b>	Sophie Goves / Laura Shuttleworth / Rebekah Galpin	FIG	Group 1-Trio	Bulmershe Gymnastics Club	A	7.6	7.4	7.5	7.5	<b>7.500</b>	7.4	7.5	7.6	7.4	<b>7.450</b>	2.8	2.8	<b>1.474</b>	0.00	0.00	0.0	0.0	<b>16.424</b>	<b>2</b>
<b>177</b>	Eleanor Ruffle / Crerar Antony / Katie Dean	FIG	Group 1-Trio	Bulmershe Gymnastics Club	A	7.1	7.1	6.4	6.9	<b>7.000</b>	7.3	7.3	7.0	7.1	<b>7.200</b>	2.3	2.3	<b>1.211</b>	0.00	0.00	0.0	0.0	<b>15.411</b>	<b>3</b>
<b>175</b>	Kyra Bailey / Jessica Burton / Shea Jones	FIG	Group 1-Trio	Martine's Action Pack	A	7.1	7.1	7.1	7.0	<b>7.100</b>	6.6	7.1	7.1	7.2	<b>7.100</b>	2.2	2.2	<b>1.158</b>	0.00	0.00	0.0	0.0	<b>15.358</b>	<b>4</b>
<b>174</b>	Kay-Lynn Brant / Chloe Byne / Molly Bevan	FIG	Group 1-Trio	Heathrow Aerobics Gymnastics Club	A	6.8	6.8	6.5	6.5	<b>6.650</b>	6.8	6.9	6.8	7.0	<b>6.850</b>	2.8	2.8	<b>1.474</b>	0.00	0.00	0.0	0.0	<b>14.974</b>	<b>5</b>
<b>178</b>	Skye Shotton / Naomi Parkinson / Christie Pomford	FIG	Group 1-Trio	Southport Aerobic Gymnastics Club	A	6.6	6.5	6.6	5.9	<b>6.550</b>	6.8	6.8	6.5	6.9	<b>6.800</b>	2.5	2.5	<b>1.316</b>	0.00	0.00	0.0	0.0	<b>14.666</b>	<b>6</b>
<b>173</b>	Jaime Ward / Emily Antoine / Amelia Barrett	FIG	Group 1-Trio	Weston Aerobic Gymnastics Club	A	6.5	6.3	6.2	6.8	<b>6.400</b>	5.9	6.8	6.4	6.7	<b>6.550</b>	2.2	2.2	<b>1.158</b>	0.00	0.00	0.0	0.0	<b>14.108</b>	<b>7</b>

<b>182</b>	Hannah Owen / Olivia Farrance / Robyn Irvine	FIG	Group 2-Trio	Bulmershe Gymnastics Club	A	7.7	7.6	7.7	7.8	<b>7.700</b>	7.1	7.2	7.3	7.3	<b>7.250</b>	3.2	3.2	<b>1.684</b>	0.00	0.00	0.0	0.0	<b>16.634</b>	<b>1</b>
<b>181</b>	Jade Williamson / Venetia Wainwright / Isadora Wainwright	FIG	Group 2-Trio	Heathrow Aerobics Gymnastics Club	A	7.3	7.6	7.4	7.1	<b>7.350</b>	7.0	6.9	6.6	6.8	<b>6.850</b>	3.3	3.3	<b>1.737</b>	0.00	0.00	0.0	0.0	<b>15.937</b>	<b>2</b>
<b>183</b>	Chloe Molyneaux / Keimoy St Hill / Katy Longden	FIG	Group 2-Trio	Southport Aerobic Gymnastics Club	A	7.2	7.0	6.6	6.9	<b>6.950</b>	6.9	7.3	6.5	6.6	<b>6.750</b>	3.2	3.2	<b>1.684</b>	0.00	0.00	0.0	0.0	<b>15.384</b>	<b>3</b>
<b>180</b>	Olivia Owen / Ellen Owen / Flora Lacy	FIG	Group 2-Trio	Weston Aerobic Gymnastics Club	A	6.5	6.4	6.5	6.2	<b>6.450</b>	6.6	6.7	6.8	6.7	<b>6.700</b>	2.1	2.1	<b>1.105</b>	0.00	0.00	0.0	0.0	<b>14.255</b>	<b>4</b>

<b>185</b>	Sian Hill / Rosie Webster / Stephanie Fois	FIG	Senior-Trio	Heathrow Aerobics Gymnastics Club	A	7.7	7.8	7.1	7.6	<b>7.650</b>	7.0	7.0	6.6	6.5	<b>6.800</b>	5.2	5.2	<b>2.737</b>	0.00	0.00	0.0	-0.5	<b>16.687</b>	<b>1</b>
<b>184</b>	-	-	-	-																				

<b>186</b>	Angharad Callaghan / Myfi Mountford / Georgia Mackie / Darcy Tyler / Emily Boyce / Stella Vinet	FIG	Group 1-Group	Bulmershe Gymnastics Club	A	7.8	7.7	7.7	7.8	<b>7.750</b>	7.4	7.3	7.3	7.6	<b>7.350</b>	2.9	2.9	<b>1.526</b>	0.00	0.00	0.0	0.0	<b>16.626</b>	<b>1</b>
------------	---	-----	---------------	---------------------------	---	-----	-----	-----	-----	--------------	-----	-----	-----	-----	--------------	-----	-----	--------------	------	------	-----	-----	---------------	----------

<b>188</b>	Niamh Keane / Kay-Lynn Brant / Chloe Byne / Molly Bevan / Lauren King / Helen Turner	FIG	Group 1-Group	Heathrow Aerobics Gymnastics Club	A	7.5	7.5	7.1	7.6	<b>7.500</b>	7.3	7.4	7.4	7.2	<b>7.350</b>	2.4	2.4	<b>1.263</b>	0.00	0.00	0.0	0.0	<b>16.113</b>	<b>2</b>
<b>187</b>	Ruby Youds / Georgina Hannam / Amelia Barrett / Abi Butterfield / Jaime Ward / Emily Antoine	FIG	Group 1-Group	Weston Aerobic Gymnastics Club	A	7.0	6.9	6.9	7.4	<b>6.950</b>	6.8	7.0	6.7	6.7	<b>6.750</b>	2.2	2.2	<b>1.158</b>	0.00	0.00	0.0	0.0	<b>14.858</b>	<b>3</b>
<b>190</b>	Hannah Owen / Robyn Irvine / Olivia Farrance / Rosie Stevens / Bethany Waddington / Chloe Farrance	FIG	Group 2-Group	Bulmershe Gymnastics Club	A	7.7	7.6	7.7	7.6	<b>7.650</b>	7.5	7.6	7.3	7.6	<b>7.550</b>	4.5	4.5	<b>2.368</b>	0.00	0.00	0.0	0.0	<b>17.568</b>	<b>1</b>
<b>191</b>	Chloe Molyneaux / Keimoy St Hill / Charlotte Yarwood / Shannon Rigby / Katy Longden / Rachael Briscoe	FIG	Group 2-Group	Southport Aerobic Gymnastics Club	A	7.3	7.1	6.1	6.7	<b>6.900</b>	7.3	7.2	6.8	6.8	<b>7.000</b>	2.9	2.9	<b>1.526</b>	0.00	0.00	0.0	0.0	<b>15.426</b>	<b>2</b>
<b>189</b>	Lucy Bladon / Olivia Owen / Ellen Owen / Rosie Hitchins / Jessica Taylor / Flora Lacy	FIG	Group 2-Group	Weston Aerobic Gymnastics Club	A	6.9	6.5	6.3	6.9	<b>6.700</b>	6.5	6.9	6.6	6.4	<b>6.550</b>	2.1	2.1	<b>1.105</b>	0.00	0.00	0.0	0.0	<b>14.355</b>	<b>3</b>